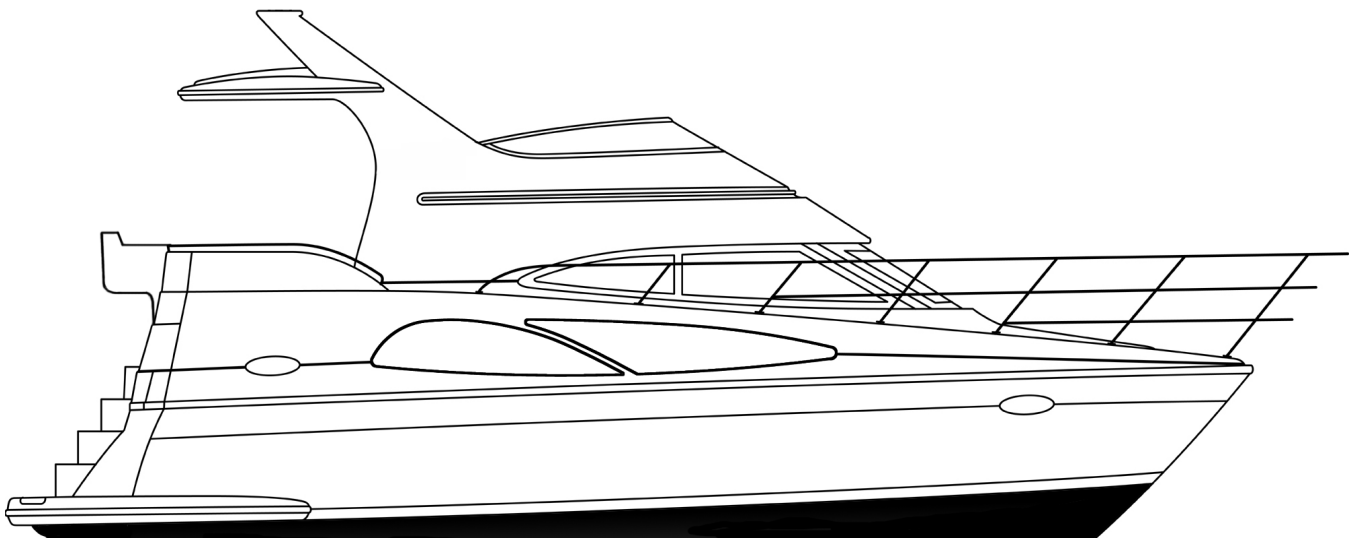

36 MOTOR YACHT

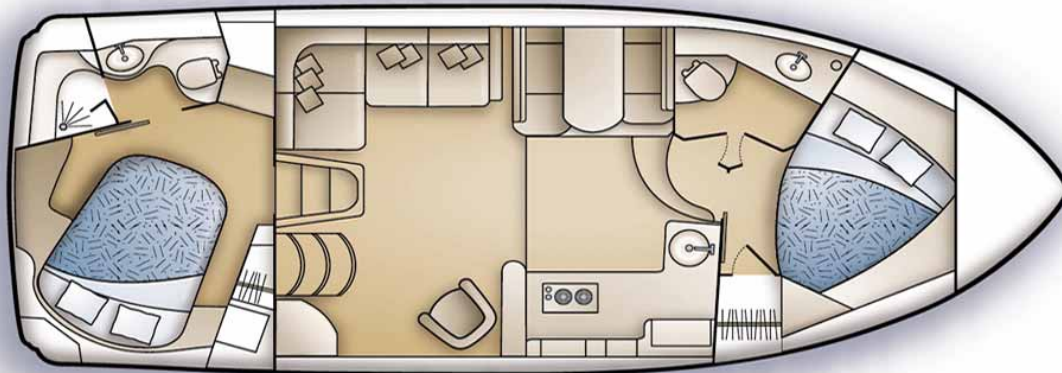
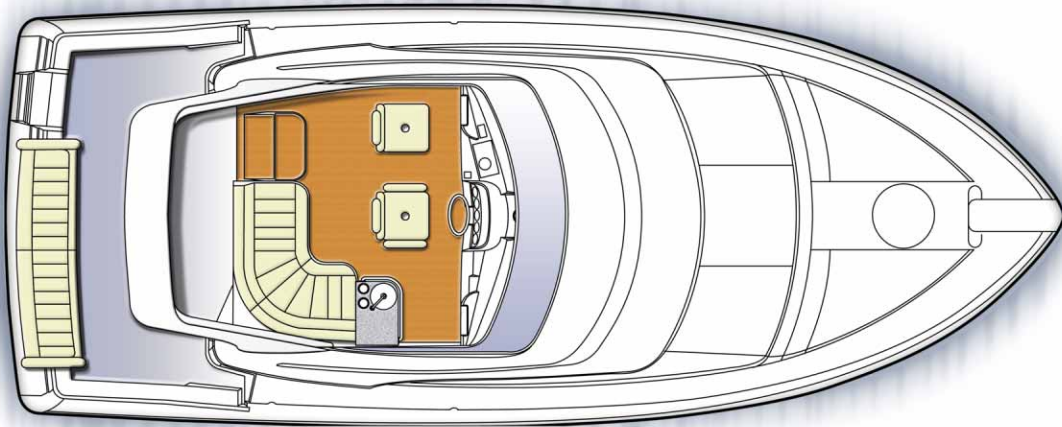



CARVER[®]
YACHTS

36 MOTOR YACHT

SPECIFICATIONS

LOA (w/platform)	36'11"	11,25 m
Beam	13'2"	4,01 m
Draft	38"	0,97 m
Bridge Clearance w/arch	17'10"	5,44 m
Weight (w/fuel & water)	21,800 lbs.	9888,48 kg
Water System	70 U.S. gals.	264,98 liters
Waste System	36 U.S. gals.	136,27 liters
Fuel System	250 U.S. gals.	946,35 liters
Twin inboards (gas or diesel)		
Cabin Headroom	6'5"	1,96 m
Sleeps	6	



36 MOTOR YACHT

STANDARD FEATURES

CONSTRUCTION

- Structural engine mountings - reinforced stringer mountings with double-gusseted, angle steel plates
- Fabricated aluminum floor frames with stainless steel stanchions
- Hand-laid, molded fiberglass components featuring composite laminate hullsides, decks, and cabintops
- Molded fiberglass stringer system
- Cherry wood bulkheads, cabinetry, and trim throughout cabin, with high-gloss finish
- Solid fiberglass hull bottoms with Knytex substrates and Vinylester barrier coat
- Tinted, tempered safety glass frameless window systems
- Unitized deck and cabintop construction with integral aluminum truss reinforcement in cabintop structure

MECHANICAL

- Air conditioning - 3-zone, 33,000 BTU; with reverse cycle heat; dedicated shore power connector
- Cutlass bearings - synthetic rubber composite
- Dripless shaft logs
- Exhaust mufflers - engines, generator
- Fuel tanks - welded, baffled 5052 aluminum
- Hydraulic steering
- Propellers - manufacturer-certified
- Propeller shafts - aquamet
- Rudders - 421 manganese bronze
- Struts - 421 manganese bronze
- Trim tabs - stainless steel, hydraulic

ELECTRICAL

- AC/DC distribution panels with magnetic circuit breakers and integral generator and bilge blower controls; AC voltmeters; AC ammeters

- Batteries (4) - deep cycle, marine (12V)
- Battery chargers (2) - electronic, AC-DC converter
- External connectors - CATV, telephone
- Generator - 7.3 kW, gasoline
- Ground Fault Circuit Interrupt (GFCI) protection
- Shore power connectors (2) - 30 amp
- Shore power cords (2) - 50 ft.
- Wiring system - tinned copper strand wire, harnessed, color-coded, labeled, meets or exceeds ABYC standards

WATER & WASTE SYSTEMS

- Fresh water system - pressurized (12V), with large-capacity filter
- Fresh water storage tank - polyethylene
- Fresh water tank level monitor
- Shore water connection with pressure-reduction valve
- Shower sump pumps (2) - automatic operation
- Waste holding tanks (2) - with filtered vents and dockside pumpouts
- Waste tank level monitors (2)
- Water and waste lines - constructed of molecularly cross-linked polyethylene
- Water heater - 11 gallons (110V)

SAFETY & NAVIGATION

- Anodes - zinc, sacrificial
- Battery master disconnect switches
- Battery restraint brackets
- Bilge alarm - high water
- Bilge blowers (12V)
- Bilge pumps (3) - 1500 gph, automatic/manual operation
- Brass valves for all underwater thru-hulls
- CO detectors in salon and staterooms
- Compass - illuminated, dual-read

- Engine alarms - temperature and oil pressure
- Fire suppression system - automatic, FE241, FM200
- Galvanic isolator/zinc saver
- Horn - air/electric (12V), trumpet
- Internal bonding system
- Molded nonskid surfaces on walk decks - diamond pattern
- Navigation lights (COLREGS)
- Spotlight
- Windlass package - with 35 lb. anchor and 125 ft. of 5/16" chain

BRIDGE

Command Bridge

- Beverage holder - recessed, self-draining
- Light - courtesy, recessed
- Lounge - L-shaped, aft, with storage beneath, accommodates 3 adults
- Self-draining walk surface
- Storage locker
- Wet bar - with integral sink, wraparound stainless steel grab bar and storage beneath

Helm

- Access panel - provides access to wiring in helm console
- Accessory space - for installing navigation equipment
- Adapter - 12V
- Companion seat - adjustable, pedestal base, high-quality marine-grade upholstery, embroidery stitching
- Dash - fiberglass with faux burl walnut accents
- DC distribution panel - bridge 12V systems
- Grab rails (2) - stainless steel, on either end of helm
- Helm seat - adjustable, pedestal base, high-quality marine-grade upholstery, embroidery stitching
- Lights (2) - courtesy, recessed
- Stereo speakers (2) - pre-wired
- Tilt steering wheel
- Windshield - tinted, wrap-around, stainless steel frame

36 MOTOR YACHT

Instrumentation

- Gauges - synchronizer; rudder angle; tachometer, engine hours (1 per engine); oil pressure, engine temperature, engine battery voltage, fuel level, (multi-gauge, 1 per engine)
- Rocker switch controls

DECK

Aft Deck

- 110V outlet - GFCI protected
- 66 ft² (approx.), integral to deck, self-draining
- Command bridge stairway - integral to deck with courtesy light and stainless steel hand rail on each side
- Electronics arch - custom aluminum with acrylic polyurethane surface coating and UV protection
- Electronics arch access plates (8) - corrosion-resistant polymer attached with noncorroding screws and waterproof sealant
- Hand rail - stainless steel, across cabin door
- Hand rail - 1.0" O.D., stainless steel, around entire aft deck, welded to stainless steel-topped weather boards.
- Hardtop over entire aft deck
- Light - courtesy, recessed
- Lights (2) - halogen, overhead, recessed, with exterior-mounted switch
- Lounge - with storage beneath, accommodates 4 adults
- Storage locker
- Transom door - fiberglass, secures open and closed, stainless steel hardware
- Wing doors (2) - clear acrylic in aluminum frame, secure open and closed, stainless steel hardware, provide access to the side decks

Side Decks

- Bow rail - 1.0" O.D., lineal-buffed, welded stainless steel, with additional intermediate rails
- Bow rail stanchions - double-welded (inside and outside),

stainless steel, anchored to aluminum backing plates laminated into deck

- Cleats (4) - 8" spring, stainless steel, bolted through aluminum backing plate
- Deck toe rail
- Grab rail - stainless steel, over cabin windows, runs length of cabin and above windshield
- Rub rail molding - heavy-duty, stainless steel insert

Fore Deck

- Cleats (2) - 10" stainless steel, bolted through aluminum backing plate
- Cleat - 10" stainless steel for anchor line, bolted through aluminum backing plate
- Over-the-stem anchor roller

ENGINE ROOM

- Bilges coated with white, low-VOC gelcoat
- Bulkheads laminated to hull sides and stringers
- Carpeted catwalk
- Insulation - acoustical and thermal, vinyl vapor barrier
- Lights (3) - incandescent, on bulkheads, control mounted in galley

BOARDING PLATFORM

- 35 ft² (approx.), integral to hull and deck
- Aft deck stairway - circular, integral to deck with 2 stainless steel hand rails
- Boarding ladder - telescoping, concealed in boarding platform
- Cleats (4) - 10" stainless steel, bolted through aluminum backing plate
- Grab rails (2) - stainless steel, mounted on deck above boarding ladder
- Hand rail - stainless steel, across transom

SALON

- AC and DC distribution panels
- Carpet - tufted cut pile, 65 oz., crush-resistant, 100% nylon
- Chair - Flexsteel, tub-style
- Countertops - cherry wood
- Curtains - décor-matched
- Décor package - 10-piece decorator pillow set
- Designer décor
- Entertainment group - 20" LCD TV and DVD, AM/FM/CD stereo, satellite radio system
- Entrance door - tinted acrylic, sliding, lockable
- Floor access hatches (5) - engine room
- Fresh air system - passive, with controllable overhead vents
- Lights (4) - halogen, overhead, recessed
- Lounge - Flexsteel, with stowaway bed and extension
- Master stateroom stairway - integral
- Miniblinds - décor-matched
- Rocker light switches
- Storage cabinet - with 2 doors
- Telephone connector

GALLEY

- 110V outlet - GFCI protected
- Carpet - tufted cut pile, 65 oz., crush-resistant, 100% nylon
- Coffeemaker
- Countertops - solid surface
- Curtain - décor-matched
- Designer décor
- Lights (2) - halogen, overhead, recessed
- Oven - convection / microwave, built-in
- Range - electric, 2-burner, smooth top
- Refrigerator/freezer - side-by-side, under counter
- Rocker light switches
- Sink - stainless steel, with solid surface cover
- Storage cabinets (2)
- Storage drawers (4)
- Storage - under sink with 2 rotating, slide-out, coated wire racks

36 MOTOR YACHT

DINETTE

- Bench seats (2) - with storage beneath
- Carpet - tufted cut pile, 65 oz., crush-resistant, 100% nylon
- Table - cherry wood top; brushed aluminum, adjustable height leg

MASTER STATEROOM

- 110V outlet - GFCI protected
- Berth - double, offset island
- Berth endtables (2) - cherry wood
- Carpet - tufted cut pile, 65 oz., crush-resistant, 100% nylon
- Curtains - décor-matched
- Designer décor
- Entrance door - solid cherry wood, sliding, secures open and closed, stainless steel hardware
- Hanging lockers (2) - automatic light
- Lights (3) - halogen, overhead, recessed
- Portlight - with screen
- Rocker light switch
- Sheet set - embroidered, fitted sheet, flat sheet, two pillow cases
- Shelves (2) - cherry wood with restraining bolster
- Stereo speakers (2) - with volume control
- Storage drawers (3)
- Storage cabinets (4)
- Window - tinted, removable, in aft bulkhead

MASTER HEAD

- 110V outlet - GFCI protected
- Clothes hook
- Curtains - décor-matched
- Entrance door - solid cherry wood, sliding, secures open and closed, stainless steel hardware
- Head fan
- Light - halogen, overhead, recessed
- Medicine cabinets (2) - with mirrored doors
- Nonskid sole
- Portlight - with screen
- Rocker light switch
- Storage cabinet

- Toilet - vacuum flush, pedestal
- Towel bar
- Towel set - bath towel, hand towel, washcloth
- Vanity - granite-style countertop and backsplash with integral sink, 2 shelves beneath with door

Shower Stall

- Bench seat - integral
- Entrance door - acrylic in aluminum frame, bi-fold, secures open and closed
- Light - halogen, overhead, recessed
- Nonskid sole
- Shower head - wall-mounted holding bracket, removable for use as a hand-shower
- Storage cabinet - with mirrored door

GUEST STATEROOM

- 110V outlet - GFCI protected
- Berth - double, offset, with berth cover
- Berth step-ups (2) - carpeted
- Carpet - tufted cut pile, 65 oz., crush-resistant, 100% nylon
- Curtains - décor-matched
- Designer décor
- Entrance door - solid cherry wood, sliding, secures open and closed, stainless steel hardware
- Hanging locker - automatic light
- Ledge tops - cherry wood
- Lights (2) - halogen, overhead, directable for reading
- Lights (2) - halogen, overhead, recessed
- Mirror - on forward bulkhead, conceals anchor chain locker access
- Overhead hatch - tinted, lockable, inside screen
- Portlights (2) - with screen
- Private forward head access
- Rocker light switch
- Storage cabinets (3)
- Storage drawer
- Telephone connector

FORWARD HEAD

- 110V outlet - GFCI protected
- Entrance doors (2) - one to guest stateroom and one to galley, solid cherry wood, secure closed, stainless steel hardware
- Head fan
- Lights (4) - halogen, overhead, recessed
- Medicine cabinets (2) - 2 shelves with mirrored doors
- Nonskid sole
- Portlight - privacy glass, with screen
- Rocker light switch
- Shower curtain - décor-matched
- Toilet - vacuum flush, pedestal
- Towel ring
- Towel set - bath towel, hand towel, washcloth
- Vanity - granite-style countertop and backsplash with integral sink, 1 shelf beneath with 2 doors, sink spigot removable for use as hand-shower

36 MOTOR YACHT

OWNER PREFERENCE ITEMS

PROPULSION

- Fresh water cooling (available only with gasoline engines)

Gasoline Engines

- Crusader 5.7 MPI (includes fresh water cooling)
- Crusader 6.0 MPI (includes fresh water cooling)
- Crusader 8.1 MPI (includes fresh water cooling)
- Volvo 5.7GXi
- Volvo 8.1Gi

Diesel Engines

- Yanmar - 315 hp
- Volvo D6 EVC - 370 hp

MECHANICAL

- Bow thruster
- Engine oil change system
- Internal seawater strainers

ELECTRICAL

- Generator - Kohler 8.0 kW, diesel

WATER & WASTE SYSTEMS

- Grey water holding system
- Hot and cold transom handshower
- Overboard discharge system

Transom and Bow Washdowns

- Both fresh and seawater
- Fresh water
- Seawater

SAFETY & NAVIGATION

- Electronics package
- Fender racks

Spare Propellers and Shaft

- For gasoline engines
- For diesel engines

EXTERIOR AMENITIES

- Bridge cover
- Carpet
- Helm and seat covers
- Icemaker (in lieu of aft deck storage locker)
- Refrigerator (in lieu of bridge storage locker)
- Third pedestal seat on bridge (in lieu of bridge wet bar)

Canvas

- "Prestige" bimini top
- "Prestige" full canvas with carpet

Canvas Color

- Black Sunbrella
- White Sunbrella
- Captain's navy
- Toast

DÉCOR

Ensemble

- Biscayne (blue tones)
- Catalina (neutral tones)

Coordinated Countertops

- Black magic (black)
- Harvest moon (tan)
- Savannah (neutral)

Interior Seating Material/Color

- Ultraleather buff
- Ultraleather pecan

Carpet

- Cashmere beige
- Deep cream

CABIN AMENITIES - SALON

- Central vacuum system
- Pillow set - decorator, 6-piece
- Stereo addition - remote-mounted 6-disc CD player

CABIN AMENITIES - FORWARD & AFT

- TV and DVD - 15" LCD, in master stateroom
- TV and DVD - 10" LCD, in guest stateroom

MISCELLANEOUS

- Loading charge
- Shipping cradle
- Shrink wrap



Carver Boat Corporation LLC • P. O. Box 1010 • Pulaski, WI 54162-1010 • 920-822-3214
www.carveryachts.com

Carver Boat Corporation reserves the right to change price, colors, materials, equipment specifications or models without notice. Models may be discontinued without obligation to previous purchasers. Illustrations may include optional equipment. Some electrical equipment is only offered in 120V/60Hz; check with your Carver Dealer for availability outside the U.S.